




**FOTON**  
福田汽车

# 1000万

# 辆



公司名称：北汽福田汽车股份有限公司

地址：北京市昌平区沙河镇沙阳路

邮编：102206

公司网址：[www.foton.com.cn](http://www.foton.com.cn)

投资者热线：010-80716459

# CONTENTS 目录

P3

P5

/ /

P6

2022 4

P7

P12

P14


P22

2022 4

P26

2022 4

2022 5





" "

2020 7


1		2022-5-27	1 2021 2 2021 3 2021 4 2021 5 2021 6 7 2022 8  2021	

2		2022-5-7	2022 4	
3		2022-5-10		

4

2022-5-16





1 ——

1 ——

2021 1632

<http://www.sse.com.cn> " " "

"

1 ——





2022 5 30

8 ——

:

8 ——

( )

1. ; ( ) 5
2. (
3. 7 );
4. ;

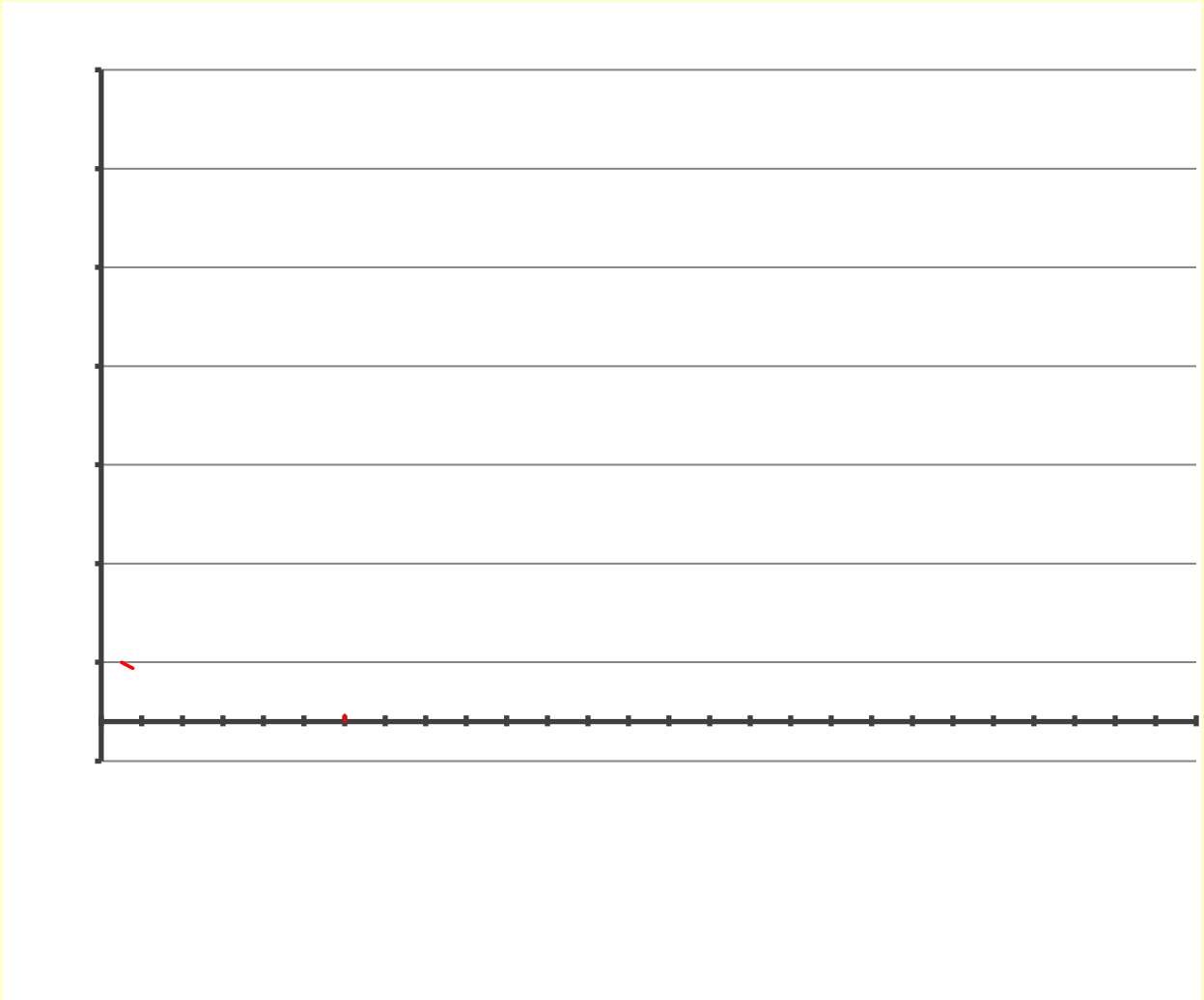


K 5 31



K 5 31







2022

5

15

2021

2021

3.58%

418,267,917

2021

3.46%

404,703,600

3.45%

403,301,600

2021 9 30

2022 3 31

14,966,317

5 4

5 4

"

"

4 11

Wind

4 26

2022

A

579

574.16

35.98

A

26.2

13.31

4

5 5

3

20%

4

4

4 29

20 "

"

5000

2021

8

5 19

000338.SZ

A

A

17.57 /

" "

000951.SZ

A

16.74 /

5 20

11.74 /

2.44%

12.01 /

0.83%

**17.29**

A

"

0.5%

1%"

4363.28

8726.56

15.33

12

"

0.5%

1%"

587.43

1174.87

1.96

17.29

5 20

34.38%

28.89%

411.04

37.16%

10.51

68.61%

74.97

63.75%

1.24

79.43%

5 12

"

8

"



"

"

5 30

29.90%

5.60 /

5.98

5.02

25.10%

5.60 /

5 25

5 30

5 31

6.80 /

60.1%

12.02

50%

31

		1-4	4.97	1-4
	5565	45.07%		
2022			36.9	1.2



				SPAC
Cova Acquisition Corp	" COVA"			
	" ECX"			
		34	COVA	3
			Luminar	
4500			38.2	COVA
		89%		
COVA		6		COVA
	Jun Hong Heng		COVA	
	COVA	COVA	2020	12
	Crescent Cove Advisors LP		" Crescent Cove"	Crescent Cove
Luminar			COVA	

"

"

Cova

2017

ADAS

Luminar

12

OEM

ADAS

AD

8

320

2021

4.36

3

6.5

150

2020

10

A

13

SIG

2021

1

"

"

5 25

Cova Acquisition Corp.

0.1%

9.81

3.68

600

"

"

5

31

2022

6

1

12

31

30

2.0

2022

5

12

11

"

"

600

"

2100

200

"

+

"

1.6L

2.0L

30

2021

2.0

1772

2110

84%

16%

49%

36%

2.0

1.6

2009 -2010

"

"

2020 -2021

"

"

26

70

"

"

"

"

5

10

4 30

1

3000 5 23

1 / 5 24

8000 / 3000 / 5 27






5


6

MPV


7

SUV


8


9







	2022	4	21				
2021		2022				2021	
	2.16			5.49	2021		
57.48			45.24		(	)	
				4.23		2020	
75.13%							
	2021				4.30		2020
	77%						

2022

5

27

4 20  
4,458.81

2021

3,157.50

-

57.88% 24.43%

2022

2.1.1

2.1.4

2.1.5

5.1.4

5.1.5

2019 6 5 2022 1 28

2019 6 5

2021 6 8

2019 6 5

2019 6 5 2022 3 7

2.1.2

4.3.1

4.3.5

4.3.8

4.2.2

5.1.10

13.2.2