


2015.01
2015 1





2006

/






1 26 1 27

2015

2015

4.0



37

13

9111

8

144

64

44%

38

59





(/SUJ)
9,000

5,655.45

9,000

1

H4

H4

2

3

ETX GTL

12 25 -12 30

1

1

1

2

1


2

/

/

/

/



1

34,818,200

H4

2

1

RMB 92,000,000

2

1

RMB 156,688,000

ETX GTL

2

1 21

A

A

1 14 -1 22

1 500

2

2

3

500

3500

2

" "

1909

+

DZ0

汽车之家 tbs-360che.com



		11,011	11,797	120,026	127,005	-5.50%	11,333	12,046	118,378	128,454	-7.84%
		30,665	41,324	389,688	496,334	-21.49%	26,157	42,131	387,951	482,417	-19.58%
		2,408	2,657	32,349	28,301	14.30%	2,115	2,468	31,955	28,200	13.32%
		510	607	5,810	4,980	16.67%	573	644	5,816	5,070	14.71%
		537	852	7,262	8,094	-10.28%	429	416	7,579	8,184	-7.39%
		45,131	57,237	555,135	664,714	-16.49%	40,607	57,705	551,679	652,325	-15.43%

2014



1 24
A

CFII RCFII

" "

2014

1881

2015

K

1 31



		%				%
	11,011	24.40%	11,797	120,026	127,005	-5.50%
	9,201	100.00%	7,887	90,735	84,037	7.97%
	2,804	6.64%	2,472	39,336	32,822	19.85%
	2	—	49	38	392	-90.31%

		%				%
	30,665	67.95%	41,324	389,688	496,334	-21.49%
	11,092	26.27%	12,745	180,049	225,568	-20.18%
	10,208	52.69%	15,514	131,239	155,020	-15.34%
	5,286	6.81%	8,259	73,568	65,125	12.96%

		%				%
	10,459	100.00%	8,278	61,398	56,068	9.51%
	510	1.13%	607	5,810	4,980	16.67%
	105	0.14%	99	1,554	1,980	-21.52%

		%				%
	2,408	5.34%	2,657	32,349	28,301	14.30%
	1,248	1.61%	199	16,059	2,943	445.67%

					%
	35,383	19,828	248,032	258,319	-3.98%
	21,960	19,003	180,870	175,448	3.09%
	20,438	15,410	233,573	185,126	26.17%
	14,438	12,973	192,876	181,137	6.48%
	10,315	10,214	95,872	114,468	-16.25%

